



C350 IPOWER

Water-cooled saw with sliding cutting head – blade Ø 350 mm

Standard Equipment

- ✓ Single-phase 230V/50Hz electric motor 2.5 kW
- ✓ IP 55 circuit breaker with no-volt coil
- ✓ IP 67 plug
- ✓ Laser Pointer
- ✓ Blade Ø 350 mm for bricks/roof tiles/blocks - sectors
- ✓ Large protractor
- ✓ Cutting surface in stainless steel
- ✓ Shatter - resistant plastic tray to contain and recover water
- ✓ Handles and wheels for manual handling and loading on vehicles
- ✓ Folding legs

NEW

Applications

High power saw for cutting marble, bricks and stone. It is designed both for building sites and for the installer. It allows installer to cut tiles up to 1200 mm length with plunge cutting. The C350iPower can be also used in building sites to cut blocks up to 250 mm height with two passes. The tilting cutting head allows for high speed in performing special cuts (45° bevel cut in only 5 min. - no optional cutting accessories are required).

220V/60Hz SPH

MOTOR AVAILABLE

✓ C350 iPower


Recommended blades

- ✓ Blade Ø 350 mm for tiles - continuous rim
- ✓ Blade Ø 350 mm SUPER for hard gres tiles - continuous rim
- ✓ Blade Ø 350 mm for bricks/roof tiles/blocks - sectors
- ✓ Blade Ø 350 mm for granite/stone - sectors s. laser



High cutting quality:

- 5/10 tolerance for 1000 mm length;
- Cut alignment by means of **3 adjustment points** (travel bar, arms and frame rebate) to keep cutting accuracy unchanged;
- Setting of **cutting height** by means of a simple selector;
- **Cutting head locking system at 90° or 45°** for utmost stability and high cutting accuracy;
- **High cutting depth:** max. 250 mm.




CUTTING LENGTH 120 cm




User-friendly and easy to use:

- Sound absorption panel inside the blade guard to reduce noise;
- Blade guard easy dismountable by means of two captive knobs;
- Rapid blade replacement through locking system on the drive shaft;
- Water inlet quick release coupling;
- Transportable by a single person.



Sturdiness and durability:

- **Travel bar** made of extruded aluminium with special profile (no maintenance is required - high resistance against load deformations and torsions);
- 1390 x 696 mm **cutting surface** in stainless steel;
- Shatter-resistant **plastic tray** to contain and recover water, with settling compartments;
- **Submersible pump** protected against deposits;
- Generously-sized **tray plug**.



Maximum safety for the operator:

- Fast travel bar **locking system**;
- **Folding legs**;
- **Handles and wheels** for manual handling and loading on vehicles.



Top efficiency:

- Special motor with **power rating and torque 20% higher** than similar motors available on the market;
- Motor power is entirely transmitted to blade through the **high resistance belt**, which is adjustment/maintenance free.



C350 IPOWER

Blade/bore diameter	Ø mm	350/25,4
Max. cutting length (plunge cutting)	mm	1050 (1200)
Max. cutting depth, 1/2 runs	mm	120/250
Cutting surface dimensions	mm	1390x696
Work table height	mm	785
Electric motor power 230V/50Hz	kW	2,5
Motor revolutions	rpm	2800
Running current 230V/50Hz	A	13,5
Water recovery tray capacity	l	40
Machine dimensions w/l/h head down (head up)	mm	760/1746/1410(1535)
Packing dimensions w/l/h	mm	746/1770/1080
Machine weight (packed)	mm	113 (133)